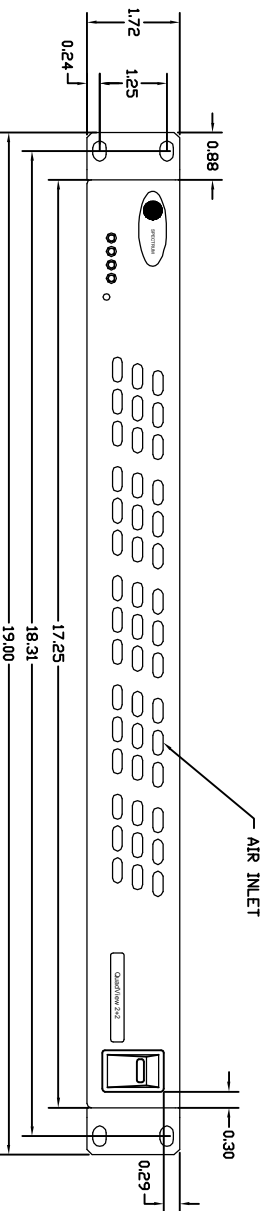
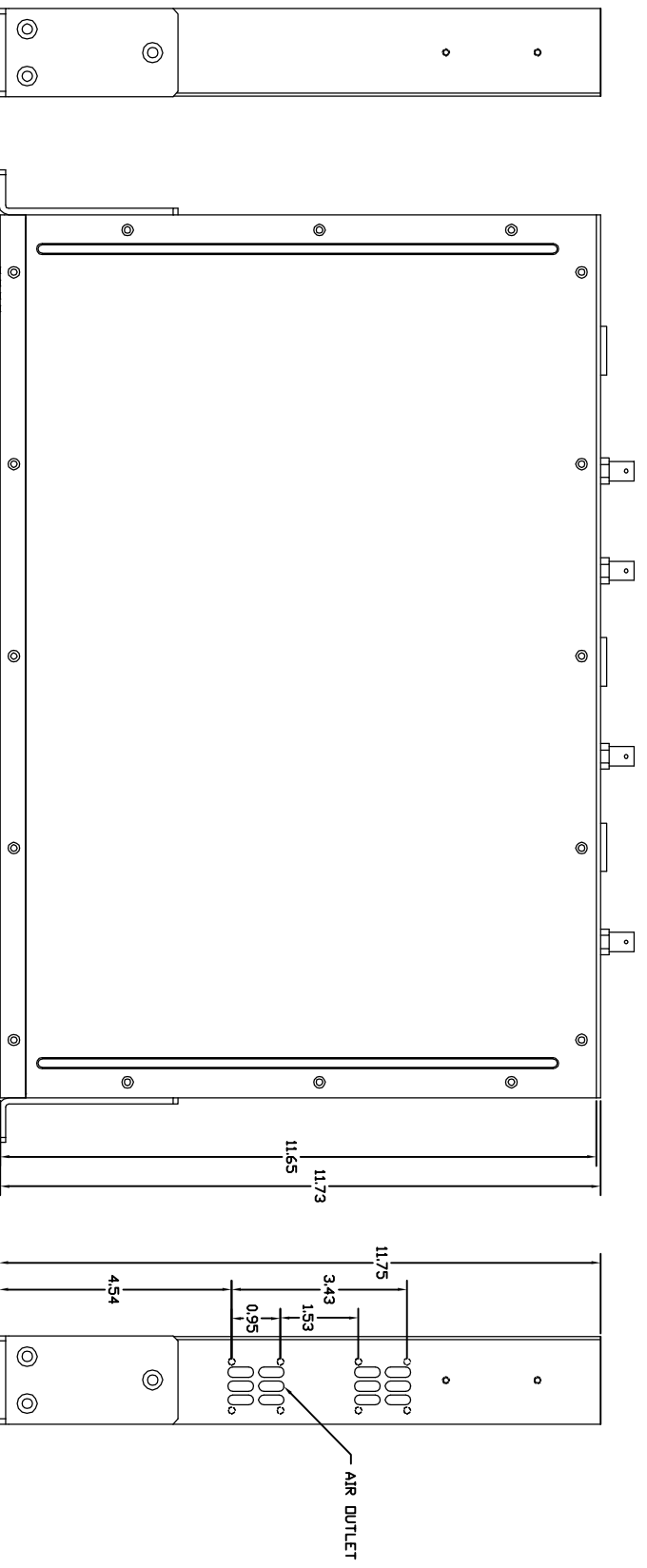


REV	DATE	BY	DESCRIPTION	APPROVAL
1	06/07/06	HL	CUSTOMER DWS	



UNLESS OTHERWISE SPECIFIED
DIMENSIONS ARE IN INCHES
TOLERANCES ARE:
FRACTIONS DECIMALS ANGLES
± 1/16 ± .005 ± 1/2
XXX ± .010

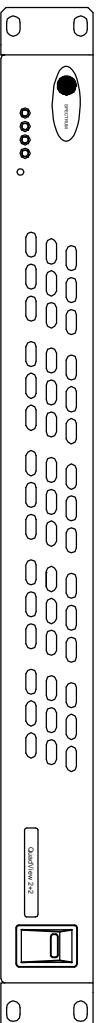
SPECTRUM
950 MARINA VILLAGE PARKWAY,
ALAMEDA, CALIFORNIA

ORIGINATOR	DATE	TITLE
HL	06/07/06	QV 2+2

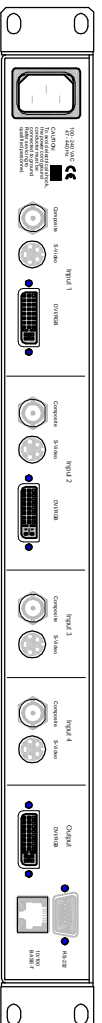
DRAWN	SCALE	SIZE	DATE	REV
HL	FULL	D	06/07/06	1

DO NOT SCALE DRAWING

REV	DATE	BY	DESCRIPTION	APPROVAL
1	06/07/06	HL	CUSTOMER DWS	



FRONT VIEW



REAR VIEW

UNLESS OTHERWISE SPECIFIED
DIMENSIONS ARE IN INCHES
TOLERANCES ARE:
FRACTIONS DECIMALS ANGLES
± 1/16 ± .005 ± 1/2
XXX ± .010

SPECTRUM
950 MARINA VILLAGE PARKWAY,
ALAMEDA, CALIFORNIA

ORIGINATOR	DATE	TITLE
HL	06/07/06	QV 2+2

DRAWN	SCALE	SIZE	DATE	REV
HL	FULL	D	06/07/06	1

DO NOT SCALE DRAWING